

# Medina County

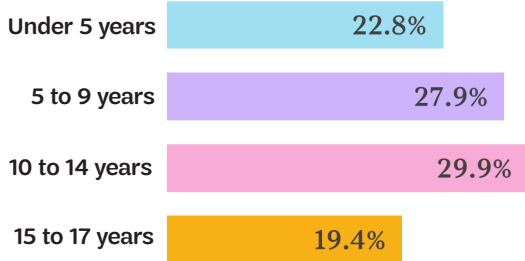


## 2025 | Ohio State of the Girl Fact Sheet

### DEMOGRAPHICS

**19,427** girls are under 18 years old in Medina County

Percent of girls under 18, by age group



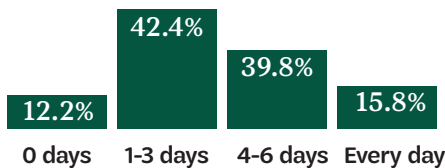
Race & ethnicity of girls	Medina County	
	Number	Percent
American Indian	31	<1%
Asian	137	<1%
Black	333	1.7%
Hispanic	804	4.1%
Native Hawaiian	<10	<1%
White	17,407	89.6%
Two or more races	1,413	7.3%
Some other race	106	<1%

**97.3%** of girls under 18 have health insurance in Medina County

**7.2%** of girls under 18 live below the federal poverty level in Medina County

### PHYSICAL WELLNESS

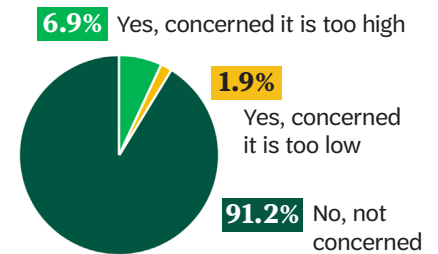
Number of days spent exercising  
Girls 6 to 17 years old in Ohio



**34.9%**

of girls 6 to 17 years old are considered overweight or obese in Ohio based on their Body Mass Index.

Parent reported concern for their female child's weight

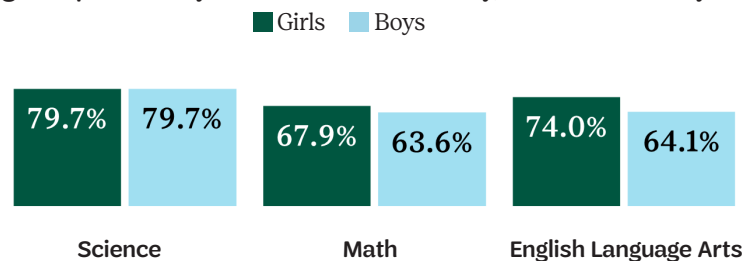


### ACADEMIC WELLNESS

In 2023, in Medina County...

**97.5% of girls** graduated high school  
**15.6% of girls** were chronically absent from school

8th grade proficiency levels in Medina County, 2023-24 school year



**20.0%** of women ages 29-35 with a Bachelor's degree in Medina County declared a science or engineering degree

### EMOTIONAL WELLNESS

**1 in 2** Ohio high school girls felt sad or hopeless, in 2021

**1 in 3** Ohio girls had difficulty in obtaining mental health treatment or counseling, in 2022

**54%** of Ohio children reported having a caring adult who they can talk to about their feelings all or most of the time, in 2022



# DEEPER DIVE

When considering the intersection of girls' social, emotional, and physical health as well as academic success, three areas were identified where Ohio girls especially may need more support:

# STEM interest bullying body image

## S.T.E.M. INTEREST

### Science, Technology, Engineering, and Mathematics

STEM and STEM-related careers among 25- to 39-year-old women

	2015		2022	
	Female	Male	Female	Male
National Average	38.7%	49.3%	41.1%	50.1%
Ohio Average	36.4%	46.5%	39.2%	47.0%

- The number of women in STEM careers has increased in recent years, although women continue to be underrepresented nationally and in Ohio.
- The key to increasing girls' interest in STEM careers is to provide early and consistent encouragement and education that counteracts negative stereotypes.

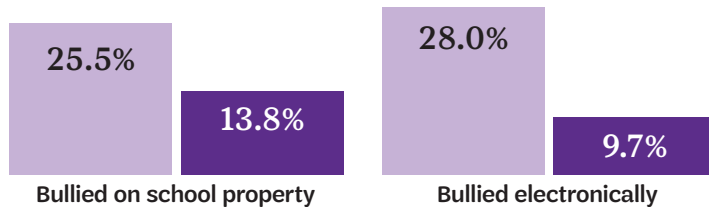
63%

of Girl Scouts in middle and high school, who did multiple STEM activities aspire to a career in STEM, compared to 43% among those who did not do STEM activities.

## BULLYING

Ohio high school youth who experienced bullying, 2021

Girls Boys



- Girls in Ohio consistently report higher rates of bullying and cyberbullying than boys.
- Bullying has significant effects on physical health such as reduced sleep, increased stress hormones, and impaired brain functioning.
- Nationally, females were more likely than males to perceive that the bullying was related to their gender, sexual orientation, and appearance.

## BODY IMAGE

- Nationally, many girls start to worry about their weight from the ages of 6 to 10, and by age 14, 60-70% of girls start to try to lose weight.
- Negative body image may be influenced by pressure from relatives and peers, exposure to unrealistic body expectations from traditional and social media, and engagement in social appearance comparisons.
- A national survey found that 57% of girls said that social media makes them want to change how they look.

A national survey found that...

66%

of girls said that how they feel about their body makes them feel less confident.

88%

of girls said that they are under pressure to be pretty.

Strategies to support a healthy body image in girls include:



Participating in sports



Partnering with a mentor



Improving digital literacy

Find the full Ohio State of the Girl Report and more information about this project at [OhioGirlReport.org](https://OhioGirlReport.org) or scan the QR code



girl scouts  
of north east ohio

©Copyright 2025. All rights reserved.  
State of Ohio Girl Scout Councils. Ohio Girl Report.